

# BALL VALVES

## Seal Welded Ball Valves



**Style BVS2**  
2160 WOG  
Sizes 1/4" - 4"



**Style BVSC**  
Class 900  
2160 WOG  
Sizes 1/4" - 2"



**Style BVS3**  
Class 1500  
3600 WOG  
Sizes 1/4" - 2"




**Style BVS6**  
Class 2500  
6000 WOG  
Sizes 1/4" - 2"

## 3-Piece Maintenance Design




**Style BVM3**  
Class 800  
1920 WOG  
Sizes 1/4" - 2 1/2"

## Unibody Flanged Ball Valves




**Style BVF1**  
150# & 300# RF  
Sizes 1/2" - 1"



**Style BVF1**  
150# & 300# RF  
Sizes 1 1/2" - 6"

## Split-body Flanged Ball Valves



**Style BVF2**  
150# & 300# RF  
Sizes 1 1/2" - 8"



### SEAL WELDED BALL VALVE FEATURES

- API 607 6th Edition Fire-Safe
- All Models are NACE MR0175 Compliant
- BVSC, BVS3, BVS6 & BVM3 Fully Compliant to API 608 5th Edition
- BVS3 Fully Compliant to ASME B16.34 Class 1500
- BVS6 Fully Compliant to ASME B16.34 Class 2500
- Standard ISO Actuator Mounting Pads on All Sizes
- Elongated Packing Gland for Ease of Access When Automated
- Full and Reduced Port Sizes are Available
- Standard Locking Stainless Steel Handles
- Optional PEEK Seats for High Temp Services

### UNIBODY & SPLIT-BODY FLANGED BALL VALVE FEATURES

- API 607 6th Edition Fire-Safe
- All Models are NACE MR0175 Compliant
- Fully Compliant to API 608 5th Edition
- Fully Compliant to ASME B16.34 Class 150 & 300
- Standard ISO Actuator Mounting Pads on All Sizes
- Standard Electrically Grounded Ball and Stem
- Standard Locking Stainless Steel Handles
- Second Generation PTFE Seats Provide Higher Operating Temperatures